

No. SSIS /LGH

Date 18-01 2021

From,

The Medical Superintendent  
Lahore General Hospital,  
Lahore

To

The Secretary,  
Govt. of the Punjab,  
SHE & ME Department,  
Lahore



Attention: Mr. Abdul Wahab  
(Focal Person) PPRA Website,  
Health Department, Govt. of the Punjab,  
Lahore.

Subject: **AMENDED TENDER LIST (CORRIGENDUM).**

With reference to the tender notice upload on 13-01-2022 on the official website of Health department Govt of Punjab, Lahore on the subject noted above.

Please find enclosed herewith a copy of amended tender list for the purchase of Medical Equipment through ADP Scheme "Replacement of Equipment of Gastroenterology, Lahore General Hospital Lahore".

It is therefore requested to issue an instruction to the focal person for uploading the said a amended tender list on official website of health.punjab.gov.pk.


  
Medical Superintendent  
Lahore General Hospital  
Lahore 

No. \_\_\_\_\_ /LGH

Date \_\_\_\_\_ 2022

A copy is forwarded for information to the:-

1. Principal, PGMI/AMC/ Lahore General Hospital, Lahore.
2. Prof. Dr. Ghias Un Nabi Tayyab, Prof of Medicine, PGMI/AMC/LGH, Lahore.
3. Director Finance, AMC/PGMI/LGH, Lahore.
4. AMS/DMS (ADP Purchase), LGH, Lahore.
5. Mr. Shahid Shakoor, Computer Programmer, LGH, Lahore. (With the request to upload the said tender on the official web site of LGH, Lahore).

  
Medical Superintendent  
Lahore General Hospital  
Lahore

## AMENDED TENDER LIST

| Name of Equipment (Endoscopy Equipment) |  |   |     |
|---|--|---|-----|
| Sr. No.                                 | For  | Read  | Qty |
| A-1                                     | HIGH DEFINITION VIDEO ZOOM GASTROSCOPE                         | HIGH DEFINITION VIDEO ZOOM GASTROSCOPE  | 3   |
| A-2                                     | HIGH DEFINITION VIDEO GASTROSCOPE – STANDARD                   | HIGH DEFINITION VIDEO GASTROSCOPE STANDARD  | 2   |
| B                                       | HIGH DEFINITION VIDEO GASTROSCOPE (THERAPEUTIC)                | HIGH DEFINITION VIDEO GASTROSCOPE (THERAPEUTIC)   | 1   |
| C                                       | HIGH DEFINITION VIDEO COLONOSCOPE – SLIM                       | HIGH DEFINITION VIDEO COLONOSCOPE SLIM  | 2   |
| D                                       | HIGH DEFINITION VIDEO COLONOSCOPE WITH ZOOMING                 | HIGH DEFINITION VIDEO COLONOSCOPE WITH ZOOMING  | 4   |
| E                                       | DUODENO VIDEO SCOPE  | DUODENO VIDEO SCOPE   | 3   |
| F                                       | SMALL INTESTINAL VIDEOSCOPE (ADULT)                            | SMALL INTESTINAL VIDEOSCOPE (ADULT)   | 2   |
| G                                       | VIDEO GASTROSCOPE (ULTRA-SLIM / NASAL)                         | VIDEO GASTROSCOPE (ULTRA-SLIM / NASAL)  | 2   |
| H                                       | ENDOSCOPIC ULTRASOUND SYSTEM (EUS)                             | ENDOSCOPIC ULTRASOUND SYSTEM (EUS)  | 1   |
| I                                       | ULTRASONIC LINEAR GASTRO VIDEO SCOPE                           | ULTRASONIC LINEAR GASTRO VIDEO SCOPE  | 1   |
| J                                       | VIDEO ENDOSCOPY SYSTEM COMPATIBLE WITH AI MODULE & SOFTWARE    | VIDEO ENDOSCOPY SYSTEM COMPATIBLE WITH AI MODULE & SOFTWARE + ARTIFICIAL INTELLIGENCE MODULE FOR EARLY CANCER DETECTION | 3   |
| K                                       | XENON LIGHT SOURCE 300 WATT / 4-LED OR MORE LIGHT SOURCE       | DELETED( ALREADY ADDED SAID ITEM IN Sr # J)   | 3   |
| L                                       | 32 INCH LED / LCD HIGH DEFINITION COLOR MONITOR                | 32 INCH LED / LCD HIGH DEFINITION COLOR MONITOR   | 1   |
| M                                       | WORKSTATION (DEDICATED FOR ENDOSCOPY)                          | WORKSTATION (DEDICATED FOR ENDOSCOPY)   | 3   |
| N                                       | IMAGE & VIDEO CAPTURING DEVICE                                 | IMAGE & VIDEO CAPTURING DEVICE  | 3   |
| O                                       | BATTERY BACKUP   | BATTERY BACKUP  | 3   |
| P                                       | WATER PUMP   | WATER PUMP  | 3   |
| Q                                       | ENDOSCOPY REPORTING & ARCHIVING SYSTEM WITH HMIS COMPATIBILITY | ENDOSCOPY REPORTING & ARCHIVING SYSTEM WITH HMIS COMPATIBILITY  | 2   |
| R                                       | GASTROESOPHAGEAL HIGH RESOLUTION SOLID STATE MANOMETRY         | GASTROESOPHAGEAL HIGH RESOLUTION SOLID STATE MANOMETRY  | 1   |

**Note:**

- It should be mandatory for a firms/ bidder to Quote rates of each single item/sr.no. + optional items separately, as well as collectively (Endoscopy Package).
- Lowest will be declared in the bases of total cost of endoscopy equipment + comprehensive maintenance charges without calculation of optional items

## TENDER LIST

| Sr. No. | Name of Equipment (For Endoscopy System) | Qty |
|---------|--|-----|
| A       | DIGITAL FLOUROSCOPY                      | 1   |

Note: Firm should mandatory to quote rate of the optional items separately already mentioned in the tender specification (Tender Specifications Attached)

7/2

0

2/2

1

## TENDER LIST

| Sr. No. | Name of Equipment (For Endoscopy System)          | Qty |
|---------|---|-----|
| A       | SUCKER MACHINE HEAVY DUTY DEDICATED FOR ENDOSCOPY | 4   |

Note: Firm should mandatory to quote rate of the optional items separately already mentioned in the tender specification (Tender Specifications Attached)

*Handwritten signatures and initials:*  
Feb  
S  
S.A.  
gk  
Kt  
L



## TENDER LIST

| Sr. No. | Name of Equipment (For Endoscopy System)  | Qty |
|---------|---|-----|
| A       | DIATHERMY MACHINE DEDICATED FOR ENDOSCOPY | 3   |

Note: Firm should mandatory to quote rate of the optional items separately already mentioned in the tender specification (Tender Specifications Attached)

*Handwritten signatures and initials:*

7/11/20  
10/11/20  
S. N. S.